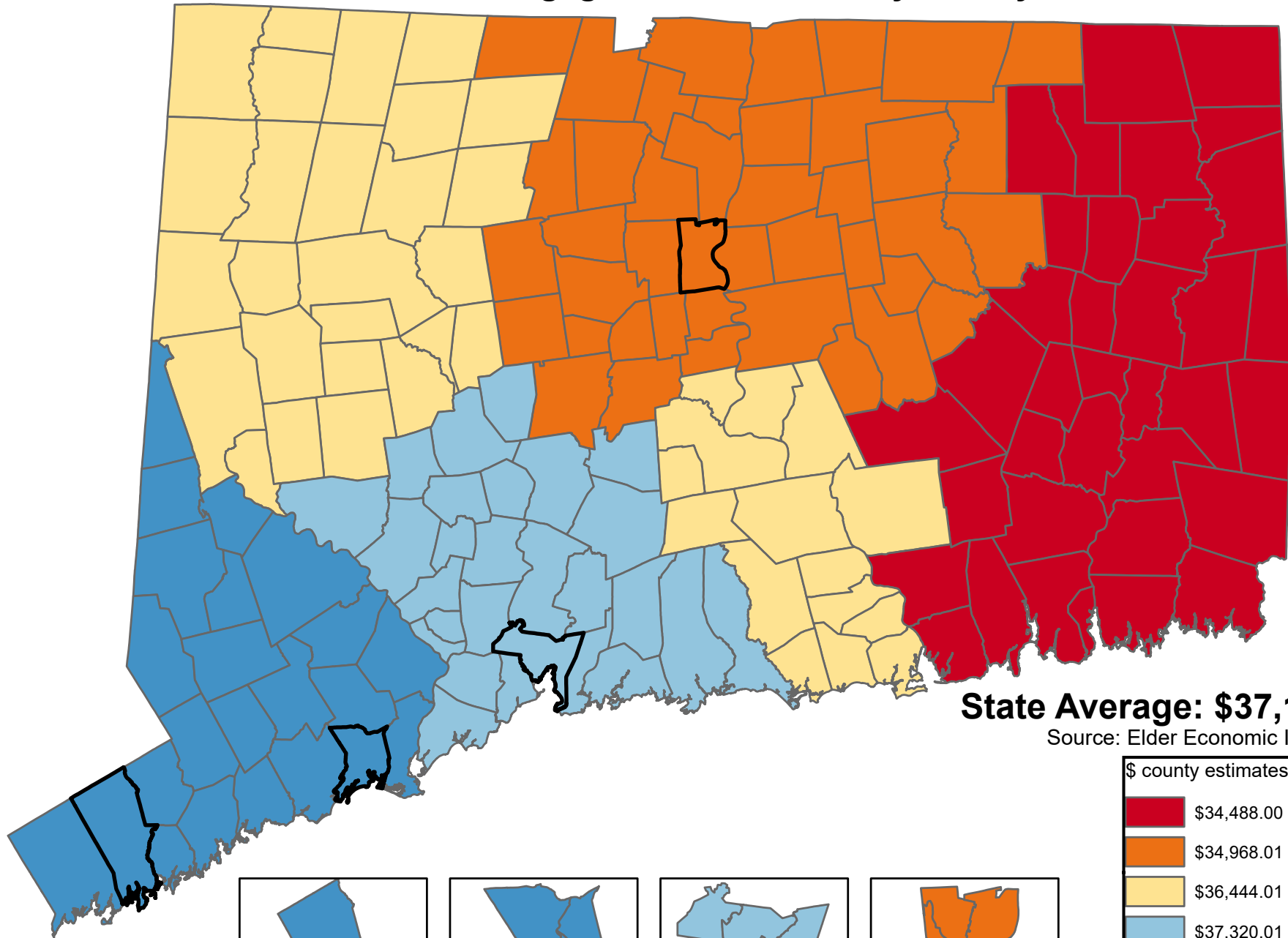


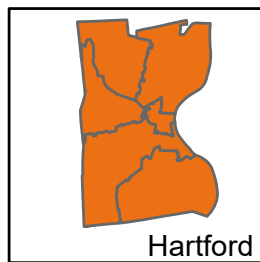
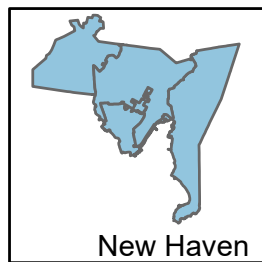
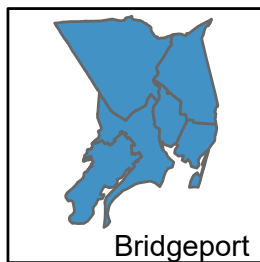
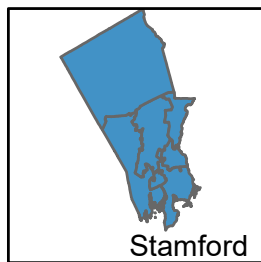
# Elder Economic Index Estimate for Homeowner Couple without Mortgage in Good Health by County



**State Average: \$37,159.81**

Source: Elder Economic Index 2019

\$ county estimates	
Red	\$34,488.00 - \$34,968.00
Orange	\$34,968.01 - \$36,444.00
Yellow	\$36,444.01 - \$37,320.00
Light Blue	\$37,320.01 - \$38,736.00
Dark Blue	\$38,736.01 - \$40,692.00



Questions or ideas?  
Beth.Dugan@umb.edu  
12/2020

## Couple, Homeowner without Mortgage, Good Health

Andover	\$35,520	Durham	\$37,320	Lyme	\$34,968	Pomfret	\$34,488	Warren	\$37,236
Ansonia	\$38,736	East Granby	\$36,444	Madison	\$38,736	Portland	\$37,320	Washington	\$37,236
Ashford	\$34,488	East Haddam	\$37,320	Manchester	\$36,444	Preston	\$34,968	Waterbury	\$38,736
Avon	\$36,444	East Hampton	\$37,320	Mansfield	\$35,520	Prospect	\$38,736	Waterford	\$34,968
Barkhamsted	\$37,236	East Hartford	\$36,444	Marlborough	\$36,444	Putnam	\$34,488	Watertown	\$37,236
Beacon Falls	\$38,736	East Haven	\$38,736	Meriden	\$38,736	Redding	\$40,692	West Hartford	\$36,444
Berlin	\$36,444	East Lyme	\$34,968	Middlebury	\$38,736	Ridgefield	\$40,692	West Haven	\$38,736
Bethany	\$38,736	East Windsor	\$36,444	Middlefield	\$37,320	Rocky Hill	\$36,444	Westbrook	\$37,320
Bethel	\$40,692	Eastford	\$34,488	Middletown	\$37,320	Roxbury	\$37,236	Weston	\$40,692
Bethlehem	\$37,236	Easton	\$40,692	Milford	\$38,736	Salem	\$34,968	Westport	\$40,692
Bloomfield	\$36,444	Ellington	\$35,520	Monroe	\$40,692	Salisbury	\$37,236	Wethersfield	\$36,444
Bolton	\$35,520	Enfield	\$36,444	Montville	\$34,968	Scotland	\$34,488	Willington	\$35,520
Bozrah	\$34,968	Essex	\$37,320	Morris	\$37,236	Seymour	\$38,736	Wilton	\$40,692
Branford	\$38,736	Fairfield	\$40,692	Naugatuck	\$38,736	Sharon	\$37,236	Winchester	\$37,236
Bridgeport	\$40,692	Farmington	\$36,444	New Britain	\$36,444	Shelton	\$40,692	Windham	\$34,488
Bridgewater	\$37,236	Franklin	\$34,968	New Canaan	\$40,692	Sherman	\$40,692	Windsor	\$36,444
Bristol	\$36,444	Glastonbury	\$36,444	New Fairfield	\$40,692	Simsbury	\$36,444	Windsor Locks	\$36,444
Brookfield	\$40,692	Goshen	\$37,236	New Hartford	\$37,236	Somers	\$35,520	Wolcott	\$38,736
Brooklyn	\$34,488	Granby	\$36,444	New Haven	\$38,736	South Windsor	\$36,444	Woodbridge	\$38,736
Burlington	\$36,444	Greenwich	\$40,692	New London	\$34,968	Southbury	\$38,736	Woodbury	\$37,236
Canaan	\$37,236	Griswold	\$34,968	New Milford	\$37,236	Southington	\$36,444	Woodstock	\$34,488
Canterbury	\$34,488	Groton	\$34,968	Newington	\$36,444	Sprague	\$34,968		
Canton	\$36,444	Guilford	\$38,736	Newtown	\$40,692	Stafford	\$35,520	<b>Neighborhoods</b>	
Chaplin	\$34,488	Haddam	\$37,320	Norfolk	\$37,236	Stamford	\$40,692	Bridgeport Area1	\$40,692
Cheshire	\$38,736	Hamden	\$38,736	North Branford	\$38,736	Sterling	\$34,488	Bridgeport Area2	\$40,692
Chester	\$37,320	Hampton	\$34,488	North Canaan	\$37,236	Stonington	\$34,968	Bridgeport Area3	\$40,692
Clinton	\$37,320	Hartford	\$36,444	North Haven	\$38,736	Stratford	\$40,692	Hartford Area1	\$36,444
Colchester	\$34,968	Hartland	\$36,444	North Stonington	\$34,968	Suffield	\$36,444	Hartford Area2	\$36,444
Colebrook	\$37,236	Harwinton	\$37,236	Norwalk	\$40,692	Thomaston	\$37,236	Hartford Area3	\$36,444
Columbia	\$35,520	Hebron	\$35,520	Norwich	\$34,968	Thompson	\$34,488	New Haven Area1	\$38,736
Cornwall	\$37,236	Kent	\$37,236	Old Lyme	\$34,968	Tolland	\$35,520	New Haven Area2	\$38,736
Coventry	\$35,520	Killingly	\$34,488	Old Saybrook	\$37,320	Torrington	\$37,236	New Haven Area3	\$38,736
Cromwell	\$37,320	Killingworth	\$37,320	Orange	\$38,736	Trumbull	\$40,692	Stamford Area1	\$40,692
Danbury	\$40,692	Lebanon	\$34,968	Oxford	\$38,736	Union	\$35,520	Stamford Area2	\$40,692
Darien	\$40,692	Ledyard	\$34,968	Plainfield	\$34,488	Vernon	\$35,520	Stamford Area3	\$40,692
Deep River	\$37,320	Lisbon	\$34,968	Plainville	\$36,444	Voluntown	\$34,968		
Derby	\$38,736	Litchfield	\$37,236	Plymouth	\$37,236	Wallingford	\$38,736		

## Couple, Homeowner without Mortgage, Good Health (Ranked)

Bethel	\$40,692	New Haven	\$38,736	Litchfield	\$37,236	Rocky Hill	\$36,444	Preston	\$34,968
Bridgeport	\$40,692	North Branford	\$38,736	Morris	\$37,236	Simsbury	\$36,444	Salem	\$34,968
Brookfield	\$40,692	North Haven	\$38,736	New Hartford	\$37,236	South Windsor	\$36,444	Sprague	\$34,968
Danbury	\$40,692	Orange	\$38,736	New Milford	\$37,236	Southington	\$36,444	Stonington	\$34,968
Darien	\$40,692	Oxford	\$38,736	Norfolk	\$37,236	Suffield	\$36,444	Voluntown	\$34,968
Easton	\$40,692	Prospect	\$38,736	North Canaan	\$37,236	West Hartford	\$36,444	Waterford	\$34,968
Fairfield	\$40,692	Seymour	\$38,736	Plymouth	\$37,236	Wethersfield	\$36,444	Ashford	\$34,488
Greenwich	\$40,692	Southbury	\$38,736	Roxbury	\$37,236	Windsor	\$36,444	Brooklyn	\$34,488
Monroe	\$40,692	Wallingford	\$38,736	Salisbury	\$37,236	Windsor Locks	\$36,444	Canterbury	\$34,488
New Canaan	\$40,692	Waterbury	\$38,736	Sharon	\$37,236	Andover	\$35,520	Chaplin	\$34,488
New Fairfield	\$40,692	West Haven	\$38,736	Thomaston	\$37,236	Bolton	\$35,520	Eastford	\$34,488
Newtown	\$40,692	Wolcott	\$38,736	Torrington	\$37,236	Columbia	\$35,520	Hampton	\$34,488
Norwalk	\$40,692	Woodbridge	\$38,736	Warren	\$37,236	Coventry	\$35,520	Killingly	\$34,488
Redding	\$40,692	Chester	\$37,320	Washington	\$37,236	Ellington	\$35,520	Plainfield	\$34,488
Ridgefield	\$40,692	Clinton	\$37,320	Watertown	\$37,236	Hebron	\$35,520	Pomfret	\$34,488
Shelton	\$40,692	Cromwell	\$37,320	Winchester	\$37,236	Mansfield	\$35,520	Putnam	\$34,488
Sherman	\$40,692	Deep River	\$37,320	Woodbury	\$37,236	Somers	\$35,520	Scotland	\$34,488
Stamford	\$40,692	Durham	\$37,320	Avon	\$36,444	Stafford	\$35,520	Sterling	\$34,488
Stratford	\$40,692	East Haddam	\$37,320	Berlin	\$36,444	Tolland	\$35,520	Thompson	\$34,488
Trumbull	\$40,692	East Hampton	\$37,320	Bloomfield	\$36,444	Union	\$35,520	Windham	\$34,488
Weston	\$40,692	Essex	\$37,320	Bristol	\$36,444	Vernon	\$35,520	Woodstock	\$34,488
Westport	\$40,692	Haddam	\$37,320	Burlington	\$36,444	Willington	\$35,520		
Wilton	\$40,692	Killingworth	\$37,320	Canton	\$36,444	Bozrah	\$34,968		
Ansonia	\$38,736	Middlefield	\$37,320	East Granby	\$36,444	Colchester	\$34,968	<b>Neighborhoods</b>	
Beacon Falls	\$38,736	Middletown	\$37,320	East Hartford	\$36,444	East Lyme	\$34,968	Bridgeport Area1	\$40,692
Bethany	\$38,736	Old Saybrook	\$37,320	East Windsor	\$36,444	Franklin	\$34,968	Bridgeport Area2	\$40,692
Branford	\$38,736	Portland	\$37,320	Enfield	\$36,444	Griswold	\$34,968	Bridgeport Area3	\$40,692
Cheshire	\$38,736	Westbrook	\$37,320	Farmington	\$36,444	Groton	\$34,968	Stamford Area1	\$40,692
Derby	\$38,736	Barkhamsted	\$37,236	Glastonbury	\$36,444	Lebanon	\$34,968	Stamford Area2	\$40,692
East Haven	\$38,736	Bethlehem	\$37,236	Granby	\$36,444	Ledyard	\$34,968	Stamford Area3	\$40,692
Guilford	\$38,736	Bridgewater	\$37,236	Hartford	\$36,444	Lisbon	\$34,968	New Haven Area1	\$38,736
Hamden	\$38,736	Canaan	\$37,236	Hartland	\$36,444	Lyme	\$34,968	New Haven Area2	\$38,736
Madison	\$38,736	Colebrook	\$37,236	Manchester	\$36,444	Montville	\$34,968	New Haven Area3	\$38,736
Meriden	\$38,736	Cornwall	\$37,236	Marlborough	\$36,444	New London	\$34,968	Hartford Area1	\$36,444
Middlebury	\$38,736	Goshen	\$37,236	New Britain	\$36,444	North Stonington	\$34,968	Hartford Area2	\$36,444
Milford	\$38,736	Harwinton	\$37,236	Newington	\$36,444	Norwich	\$34,968	Hartford Area3	\$36,444
Naugatuck	\$38,736	Kent	\$37,236	Plainville	\$36,444	Old Lyme	\$34,968		

Questions ? Beth.Dugan@umb.edu

<https://healthyaqingdatareports.org>